



## REFRIGERATION EQUIPMENT



1. Undercounter, Worktop, Reach-In, Pass-Thru Coolers
2. Walk-In Coolers
3. Cooler and Freezer Doors and Shelving
4. Compressors
5. OEM Cooler and Vending Replacement Parts

### Hoshizaki

Hoshizaki TempGuard® and SafeTemp® refrigerators and freezers are produced in one of the industry's most automated production plants, utilizing the latest state-of-the-art technology. Every refrigerator and freezer is run-tested at the factory prior to shipment, and has a 2 year warranty.

#### TempGuard® Features

- Stainless steel interior and exterior
- EverCheck® control center provides audio and visual signals alerting operators to clean filter and/or condenser coil
- On-line defrost control prevents excessive coil "ice-up" while maintaining cabinet temperature
- Ducted air distribution system achieves a uniform cabinet temperature even when full
- TempGuard® high and low temperature alarm protects beverages and food from spoilage
- Die cast legs, stainless steel feet and casters offer durability and mobility

#### TempGuard® and SafeTemp® Features

- Exterior temperature LED allows operator to monitor temperature levels
- Cabinet door perimeter heater prevents condensation in extremely high humidity environments
- Flush mount door handles maximize aisle space
- Doors stay open at 105°, are self-closing at 75°, and door closure spring tension is adjustable
- Automatic hot gas condensate disposal system eliminates need for external drain
- Freezers - electronic control can be set to initiate heated defrost cycles every 3, 4, 8, 12 or 24 hours
- High pressure cut-off switch protects compressor from excessive pressure
- Shelves are adjustable in 1" increments
- Manual power switch for perimeter heater allows energy savings in low humidity environments
- Removable, cleanable air filter protects condenser
- Condensate overflow tube directs evaporated condensate water away from top of cabinet under extreme conditions
- Casters offer durability and mobility



Hoshizaki undercounter



Hoshizaki worktop



Hoshizaki reach-in



Hoshizaki pass-thru



U.S. Cooler walk-in

U.S. Cooler doors





## REFRIGERATION EQUIPMENT



### TempGuard® Undercounter Refrigerators and Freezers

#### Features

- Stainless steel interior and exterior top, front, sides and bottom with galvanized back
- EverCheck® control center provides audio and visual signals alerting operators to clean filter and/or condenser coil
- Removable cartridge style refrigeration system
- Cabinet and doors are foamed with CFC-free polyurethane foam
- Doors and drawer fronts are constructed of high-grade 300 Series stainless steel inside and out
- 4" heavy duty casters are standard



All units are 32.3" deep, and 33.9" high including 4" casters. (See chart for widths.) No center shelves. Electrical: 115V/60/1, voltage range: 104-126, HACR breaker: 15.0. Ambient temperature range: 45°-100° F.

Refrigerator control set point range: +21° to +53° F.  
Refrigerant: R-134a.

Freezer control set point range: -13° to +19° F.  
Refrigerant: R-404A.

\*Energy Star certified.



HUR40A  
HUF40A



HUR68A  
HUF68A



HUR96A



HUR40A-D  
HUF40A-D



HUR68A-D

	Refrigerators					Freezers		
	HUR40A*	HUR68A*	HUR96A*	HUR40A-D	HUR68A-D	HUF40A	HUF68A*	HUF40A-D
Interior storage capacity	8.5 ft <sup>2</sup>	18.8 ft <sup>2</sup>	29.1 ft <sup>2</sup>	8.5 ft <sup>2</sup>	18.8 ft <sup>2</sup>	8.5	18.8	8.5
Width	40.25"	68"	95.8"	40.25"	68"	40.25"	68"	40.25"
Depth, doors/drawer open	56.8"	56.8"	56.8"	58.1"	58.1"	56.8"	56.8"	58.1"
Interior door opening W	22.5"	22.5"	22.5"	N/A	N/A	22.5"	22.5"	N/A
Interior door opening H	24.3"	24.3"	24.3"	9.9"	9.9"	24.3"	24.3"	9.9"
Adjustable shelves	2	4	6	N/A	N/A	2	4	N/A
Shelf size, W x D	22.4 x 24.6"	25 x 24.6"	25.9 x 24.6"	N/A	N/A	22.4 x 24.6"	25 x 24.6"	N/A
Amperage	5.0	4.8	6.0	5.0	5.0	5.5	10.0	5.5
*Energy (kwh/day)	3.2	4.5	5.2	3.2	4.9	8.0	12.0	8.9
*Heat rejection (BTU/hr)	449	638	740	449	695	1133	1708	1267

\*Based on 100° F ambient cycling at set point




## REFRIGERATION EQUIPMENT



### TempGuard® Worktop Refrigerators and Freezers

#### Features

- Stainless steel interior and exterior top, front, sides and bottom with galvanized back. Top includes 4" backsplash
- EverCheck® control center provides audio and visual signals alerting operators to clean filter and/or condenser coil 
- Removable cartridge style refrigeration system
- Cabinet and doors are foamed with CFC-free polyurethane foam
- Doors and drawer fronts are constructed of high-grade 300 Series stainless steel inside and out
- 6" heavy duty casters are standard

All units are 32.3" deep, and 39.9" high including 6" casters. (See chart for widths.) No center shelves. Electrical: 115V/60/1, voltage range: 104-126, HACR breaker: 15.0. Ambient temperature range: 45°-100° F.

Refrigerator control set point range: +21° to +53° F.  
Refrigerant: R-134a.

Freezer control set point range: -13° to +19° F.  
Refrigerant: R-404A.

\*Energy Star certified.



HWR40A  
HWF40A



HWR68A  
HWF68A



HWR96A



HWR40A-D  
HWF40A-D



HWR68A-D

	Refrigerators					Freezers		
	HWR40A*	HWR68A*	HWR96A*	HWR40A-D	HWR68A-D	HWF40A	HWF68A*	HWF40A-D
Interior storage capacity	8.5 ft <sup>2</sup>	18.8 ft <sup>2</sup>	29.1 ft <sup>2</sup>	8.5 ft <sup>2</sup>	18.8 ft <sup>2</sup>	8.5	18.8	8.5
Width	40.25"	68"	95.8"	40.25"	68"	40.25"	68"	40.25"
Depth, doors/drawer open	56.8"	56.8"	56.8"	58.1"	58.1"	56.8"	56.8"	58.1"
Interior door opening W	22.5"	22.5"	22.5"	N/A	N/A	22.5"	22.5"	N/A
Interior door opening H	24.3"	24.3"	24.3"	9.9"	9.9"	24.3"	24.3"	9.9"
Adjustable shelves	2	4	6	N/A	N/A	2	4	N/A
Shelf size, W x D	22.4 x 24.6"	25 x 24.6"	25.9 x 24.6"	N/A	N/A	22.4 x 24.6"	25 x 24.6"	N/A
Amperage	5.0	5.0	6.0	5.0	5.0	5.5	10.0	5.5
*Energy (kwh/day)	3.2	4.5	5.2	3.2	4.9	8.0	12.0	8.9
*Heat rejection (BTU/hr)	449	638	740	449	695	1133	1708	1267

\*Based on 100° F ambient cycling at set point

Advanced Beverage Solutions • Ph: 877-814-2271 • Fax: 847-524-1710 • E-mail: absocs@absone.com • Visit us online at [www.absone.com](http://www.absone.com)



## REFRIGERATION EQUIPMENT



### TempGuard® Reach-In Refrigerators and Freezers

#### Features

- Stainless steel interior and exterior
- EverCheck® control center provides audio and visual signals alerting operators to clean filter and/or condenser coil
- Ducted air distribution system for uniform cabinet temperature that eliminates “hot spots”
- Cabinet and doors are foamed with R-134A CFC-free polyurethane foam
- Doors are constructed of high-grade 300 Series stainless steel



All units are 33.6" deep, (58.5" deep with doors open at 90°), and 84.5" high including 6" adjustable legs. (See chart for widths.) Electrical: 115V/60/1, voltage range: 104-126, HACR breaker: 15.0 (HACR: 20.0 for FH2-SSB and FH2-SSB-HD). Ambient temperature range: 45°-100° F. Refrigerant for refrigerators and freezers: R-404A.

Refrigerator control set point range: +36° to +50° F.  
Freezer control set point range: -10° to +25° F.

\*Energy Star certified.



	Refrigerators						Freezers			
	RH1SSB*	RH1SSBHD	RH2SSB*	RH2SSBHD	RH3SSB*	RH3SSBHD	FH1SSB*	FH1SSBHD	FH2SSB*	FH2SSBHD*
Interior storage capacity	22.3 ft <sup>2</sup>	22.3 ft <sup>2</sup>	48.3 ft <sup>2</sup>	48.3 ft <sup>2</sup>	73.7 ft <sup>2</sup>	73.7 ft <sup>2</sup>	22.3 ft <sup>2</sup>	22.3 ft <sup>2</sup>	48.3 ft <sup>2</sup>	48.3 ft <sup>2</sup>
Width	27.5"	27.5"	55"	55"	82.5"	82.5"	27.5"	27.5"	55"	55"
Depth with doors open	58.5"	58.5"	58.5"	58.5"	58.5"	58.5"	58.5"	58.5"	58.5"	58.5"
Interior door opening W	21.75"	21.75"	21.75"	21.75"	21.75"	21.75"	21.75"	21.75"	21.75"	21.75"
Interior door opening H	59.25"	26.75"	59.25"	26.75"	59.25"	26.75"	59.25"	26.75"	59.25"	26.75"
Adjustable shelves	3	3	6	6	9	9	3	3	6	6
Center shelves	N/A	N/A	3	3	6	6	N/A	N/A	3	3
Shelf size, W x D	21.25 x 26"	21.25 x 26"	21.25 x 26"	21.25 x 26"	21.25 x 26"	21.25 x 26"	21.25 x 26"	21.25 x 26"	21.25 x 26"	21.25 x 26"
Amperage	7.0	7.0	10.0	10.0	13.0	13.0	11.0	11.0	15.5	15.5
*Energy (kwh/day)	7.6	7.6	12.2	12.2	15.7	15.7	14.6	14.6	24.0	24.0
*Heat rejection (BTU/hr)	1075	1075	1735	1735	2236	2236	2100	2100	3415	3415

\*Based on 100° F ambient cycling at set point



## REFRIGERATION EQUIPMENT



### TempGuard® Reach-In Dual Temp Refrigerator/Freezer Combos

#### Features

- Stainless steel interior and exterior
- EverCheck® control center provides audio and visual signals alerting operators to clean filter and/or condenser coil
- Ducted air distribution system for uniform cabinet temperature that eliminates “hot spots”
- Cabinet and doors are foamed with R-134A CFC-free polyurethane foam
- Doors are constructed of high-grade 300 Series stainless steel



All units are 33.6" deep, (58.5" deep with doors open at 90°), and 84.5" high including 6" adjustable legs. (See chart for widths.) Electrical: 115V/60/1, voltage range: 104-126. Ambient temperature range: 45°-100° F. Refrigerant for refrigerators and freezers: R-404A.

Refrigerator control set point range: +36° to +50° F.  
Freezer control set point range: -10° to +25° F.

\*Energy Star certified.



	<b>Refrigerator/Freezer Combos</b>				
	<b>RFH1SSBHD</b>	<b>RFH2SSB*</b>	<b>RFH2SSBHD</b>	<b>RFH3SSB*</b>	<b>RFH3SSBHD</b>
Interior storage capacity	Refrigerator 9.1 ft <sup>2</sup> Freezer 10.5 ft <sup>2</sup>	Refrigerator 22.3 ft <sup>2</sup> Freezer 22.3 ft <sup>2</sup>	Refrigerator 22.3 ft <sup>2</sup> Freezer 22.3 ft <sup>2</sup>	Refrigerator 48.3 ft <sup>2</sup> Freezer 22.3 ft <sup>2</sup>	Refrigerator 48.3 ft <sup>2</sup> Freezer 22.3 ft <sup>2</sup>
Width	27.5"	55"	55"	82.5"	82.5"
Depth with doors open	58.5"	58.5"	58.5"	58.5"	58.5"
Interior door opening W	21.75"	21.75"	21.75"	21.75"	21.75"
Interior door opening H	26.75"	59.25"	26.75"	59.25"	26.75"
Adjustable shelves	3	6 (3 each)	6 (3 each)	Refrigerator 6, freezer 3	Refrigerator 6, freezer 3
Center shelves	N/A	N/A	3	Refrigerator 3, freezer 0	Refrigerator 3, freezer 0
Shelf size, W x D	21.25 x 26"	21.25 x 26"	21.25 x 26"	21.25 x 26"	21.25 x 26"
Amperage	16.0	18.4	18.4	21.6	21.6
HACR breaker	20.0	30.0	30.0	30.0	30.0
*Energy (kwh/day)	19.7	19.2	19.2	22.9	22.9
*Heat rejection (BTU/hr)	2800	2740	2740	3260	3260

\*Based on 100° F ambient cycling at set point

**Advanced Beverage Solutions** • Ph: 877-814-2271 • Fax: 847-524-1710 • E-mail: absocs@absone.com • Visit us online at [www.absone.com](http://www.absone.com)



## REFRIGERATION EQUIPMENT



### TempGuard® Reach-In Glass Door Refrigerators

#### Features

- Stainless steel interior and exterior
- EverCheck® control center provides audio and visual signals alerting operators to clean filter and/or condenser coil
- Ducted air distribution system for uniform cabinet temperature that eliminates “hot spots”
- Cabinet walls are foamed with R-134A CFC-free polyurethane foam
- Doors glass is triple pane, argon filled with Low-E non-reflective coating
- Cylinder door locks standard



All units are 33.6" deep, (58.5" deep with doors open at 90°), and 84.5" high including 6" adjustable legs. (See chart for widths.) Electrical: 115V/60/1, HACR breaker: 15.0, voltage range: 104-126. Ambient temperature range: 45°-100° F. Refrigerant for refrigerators and freezers: R-404A.

Refrigerator control set point range: +36° to +50° F.



	<b>Glass Door Refrigerators</b>					
	<b>RH1SSBFG</b>	<b>RH1SSBHG</b>	<b>RH2SSBFG</b>	<b>RH2SSBHG</b>	<b>RH3SSBFG</b>	<b>RH3SSBHG</b>
Interior storage capacity	22.3 ft <sup>2</sup>	22.3 ft <sup>2</sup>	48.3 ft <sup>2</sup>	48.3 ft <sup>2</sup>	73.7 ft <sup>2</sup>	73.7 ft <sup>2</sup>
Width	27.5"	27.5"	55"	55"	82.5"	82.5"
Depth with doors open	58.5"	58.5"	58.5"	58.5"	58.5"	58.5"
Interior door opening W	21.75"	21.75"	21.75"	21.75"	21.75"	21.75"
Interior door opening H	59.25"	26.75"	59.25"	26.75"	59.25"	26.75"
Adjustable shelves	3	3	6	6	9	9
Center shelves	N/A	N/A	3	3	6	6
Shelf size, W x D	21.25 x 26"	21.25 x 26"	21.25 x 26"	21.25 x 26"	21.25 x 26"	21.25 x 26"
Amperage	7.0	7.0	10.0	10.0	13.0	13.0
*Energy (kwh/day)	7.6	7.6	12.2	12.2	15.7	15.7
*Heat rejection (BTU/hr)	1075	1075	1735	1735	2236	2236

\*Based on 100° F ambient cycling at set point



## REFRIGERATION EQUIPMENT



### TempGuard® Pass-Thru Refrigerators

#### Features

- Stainless steel interior and exterior
- EverCheck® control center provides audio and visual signals alerting operators to clean filter and/or condenser coil
- Ducted air distribution system for uniform cabinet temperature that eliminates “hot spots”
- Cabinet walls (and solid door models) are foamed with R-134A CFC-free polyurethane foam
- Double pane heated glass doors
- Cylinder door locks standard



- HGHS = half glass front doors / half stainless back doors
- FGFG = full glass front doors / full glass back doors
- HGHG = half glass front doors / half glass back doors
- FSFS = full stainless front doors / full stainless back doors
- HSHS = half stainless front doors / half stainless back doors

All units are 35.9" deep, (86" deep with all doors open at 90°), and 84.5" high including 6" adjustable legs. (See chart for widths.) Electrical: 115V/60/1, HACR breaker: 15.0, voltage range: 104-126. Ambient temperature range: 45°-100° F. Refrigerant for refrigerators and freezers: R-404A. Refrigerator control set point range: +36° to +50° F.



	Glass Door Refrigerators					Solid Door Refrigerators			
	PTR1SSB-HGHS	PTR1SSB-FGFG	PTR1SSB-HGHG	PTR2SSB-FGFG	PTR2SSB-HGHG	PTR1SSB-FSFS	PTR1SSB-HSHS	PTR2SSB-FSFS	PTR2SSB-HSHS
Interior storage capacity	23.8 ft <sup>2</sup>	23.8 ft <sup>2</sup>	23.8 ft <sup>2</sup>	51.3 ft <sup>2</sup>	51.3 ft <sup>2</sup>	23.8 ft <sup>2</sup>	23.8 ft <sup>2</sup>	51.3 ft <sup>2</sup>	51.3 ft <sup>2</sup>
Width	27.5"	27.5"	27.5"	55"	55"	27.5"	27.5"	55"	55"
Depth with doors open	85.1"	84.7"	84.7"	85.9"	85.9"	85.9"	85.9"	85.9"	85.9"
Interior door opening W	21.75"	21.75"	21.75"	21.75"	21.75"	21.75"	21.75"	21.75"	21.75"
Interior door opening H	26.75"	59.25"	26.75"	59.25"	26.75"	59.25"	26.75"	59.25"	26.75"
Adjustable shelves	3	3	3	6	6	3	3	6	6
Center shelves	N/A	N/A	N/A	3	3	N/A	N/A	3	3
Shelf size, W x D	21.2 x 30.75"	21.2 x 30.75"	21.2 x 30.75"	21.2 x 30.75"	21.2 x 30.75"	21.2 x 30.75"	21.2 x 30.75"	21.2 x 30.75"	21.2 x 30.75"
Amperage	12.0	12.0	12.0	12.0	12.0	12.0	12.0	12.0	12.0
*Energy (kwh/day)	16.0	18.5	18.5	16.6	16.6	12.0	12.0	16.6	16.6
*Heat rejection (BTU/hr)	2273	2630	2630	2360	2360	1700	1700	2360	2360

\*Based on 100° F ambient cycling at set point

Advanced Beverage Solutions • Ph: 877-814-2271 • Fax: 847-524-1710 • E-mail: absocs@absone.com • Visit us online at [www.absone.com](http://www.absone.com)



## REFRIGERATION EQUIPMENT



### SafeTemp® Reach-In Refrigerators and Freezers

#### Features

- Stainless steel doors, front panel and interior floor
- Anodized aluminum interior and exterior sides
- Cabinet and doors are foamed with R-134A CFC-free polyurethane foam
- Doors are constructed of high-grade 300 Series stainless steel
- 4" heavy duty casters standard

All units are 33.6" deep, (58.5" deep with doors open at 90°), and 82.5" high including 4" casters. (See chart for widths.)

Electrical: 115V/60/1, voltage range: 104-126, HACR breaker: 15.0 (HACR: 20.0 for FH2-AAC and FH2-AAC-HD).

Ambient temperature range: 45°-100° F.

Refrigerator control set point range: +37° to +55° F.

Refrigerant: R-134a.

Freezer control set point range: -10° to +28° F.

Refrigerant: R-404A.

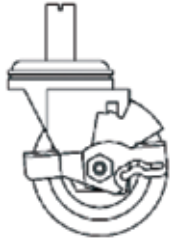
\*Energy Star certified.



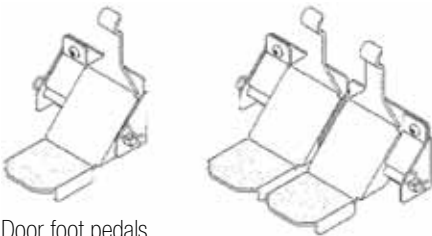
	Refrigerators						Freezers			
	RH1AAC*	RH1AACHD	RH2AAC*	RH2AACHD	RH3AAC*	RH3AACHD	FH1AAC*	FH1AACHD	FH2AAC*	FH2AACHD*
Interior storage capacity	22.3 ft <sup>2</sup>	22.3 ft <sup>2</sup>	48.3 ft <sup>2</sup>	48.3 ft <sup>2</sup>	73.7 ft <sup>2</sup>	73.7 ft <sup>2</sup>	22.3 ft <sup>2</sup>	22.3 ft <sup>2</sup>	48.3 ft <sup>2</sup>	48.3 ft <sup>2</sup>
Width	27.5"	27.5"	55"	55"	82.5"	82.5"	27.5"	27.5"	55"	55"
Depth with doors open	58.5"	58.5"	58.5"	58.5"	58.5"	58.5"	58.5"	58.5"	58.5"	58.5"
Interior door opening W	21.75"	21.75"	21.75"	21.75"	21.75"	21.75"	21.75"	21.75"	21.75"	21.75"
Interior door opening H	59.25"	26.75"	59.25"	26.75"	59.25"	26.75"	59.25"	26.75"	59.25"	26.75"
Adjustable shelves	3	3	6	6	9	9	3	3	6	6
Center shelves	N/A	N/A	3	3	6	6	N/A	N/A	3	3
Shelf size, W x D	21.25 x 26"	21.25 x 26"	21.25 x 26"	21.25 x 26"	21.25 x 26"	21.25 x 26"	21.25 x 26"	21.25 x 26"	21.25 x 26"	21.25 x 26"
Amperage	5.0	5.0	7.0	7.0	12.5	12.5	11.0	11.0	15.5	15.5
*Energy (kwh/day)	6.4	6.4	9.8	9.8	15.4	15.4	15.0	15.0	23.6	23.6
*Heat rejection (BTU/hr)	910	910	1390	1390	2160	2160	2158	2158	3355	3355

\*Based on 100° F ambient cycling at set point


**Reach-In Accessories**



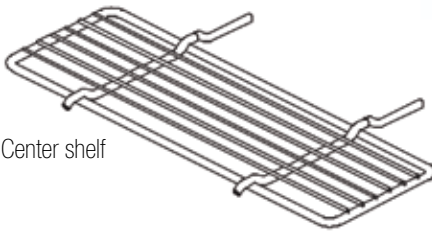
Caster with brake



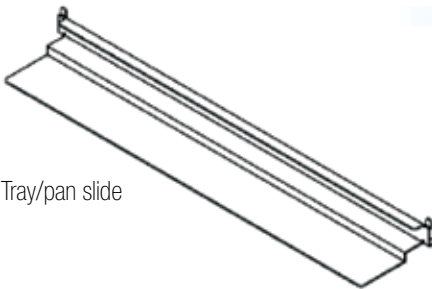
Door foot pedals



Full shelf



Center shelf



Tray/pan slide

Part Number	Description
HS3546	4" Casters (set of four, two with brakes)
HS3547	4" Casters (set of six, three with brakes) for 3 section SSB reach-ins only
HS3511	6" Legs (set of two) 3 section uprights only
HS3512	6" Legs (set of four) 1 / 2 / 3 section uprights
HS3712	2.8" Casters (set of four, two with brakes) for 1 and 2 section undercounters
HS3713	2.8" Casters (set of six, three with brakes) 3 section undercounters
HS3714	6" Legs (set of four) 1 and 2 section undercounters and worktops
HS3715	6" Legs (set of six) 3 section undercounters and worktops
HS3513	One door foot pedal
HS3514	Two door foot pedal
HS3507	Standard epoxy shelf (SSE, SSB, AAC or commercial series)
HS3502	Stainless steel shelf (SSE, SSB, AAC or commercial series)
HS3551	Epoxy shelf (for all pass-thru units)
HS3553	Stainless steel shelf (PTRX-SSB pass-thru)
HS3561	Epoxy shelf (2 or 3 section undercounter)
HS3563	Epoxy shelf (1 section undercounter)
HS3509	Epoxy center shelf (SSB only)
HS3504	Stainless steel center shelf (SSB only)
HS3557	Stainless steel bottom support combination pan slides (1 set)*
HS3558	Stainless steel bottom support combination pan slides (4 sets)*
HS3559	Undercounter tray/pan rack slides, accomodates (7) 18" x 26" pans
HS4010	46" X 16" x 1/2" cutting board for prep table
HS4011	72" X 16" x 1/2" cutting board for prep table
HS3531	Padlock hasp for two section reach-ins
HS3543	Padlock hasp for one section (hinged left)
HS3544	Padlock hasp for one section (hinged right)
HS3600	Correctional facility packages
HS3527	Door reversal kit, full door (right to left)
HS3528	Door reversal kit, full door (left to right)
HS3529	Door reversal kit, half door (right to left)
HS3530	Door reversal kit, half door (left to right)

\*Tray/Pan slides accommodate (1) Baker Pan: Width 17-7/8" to 18" x Length 25-3/4" to 26-7/8", or (2) Hotel Pans: Width 12-7/8" to 13" x Length 20-3/4" to 20-7/8".



[www.advancedbeveragesolutions.fastcooler.com](http://www.advancedbeveragesolutions.fastcooler.com)

**Your One-Stop Source for Walk-In Coolers!**

This website has all the information you'll need to make an informed and intelligent decision when selecting a walk-in cooler:

- Buyer's Guide
- Online video and pdf Installation Guide
- *Cooler Connection*, the coolest blog in the Foodservice Industry!
- FAQ's
- E-mail link to ask specific questions
- Information about the manufacturer, U.S. Cooler
- Online purchasing 24-7

*Here's a sample of what you'll find in our Buyer's Guide...*

When making a decision which walk-in cooler or freezer to buy there are many things that must be considered. Our online Buyer's Guide will help you go through all these considerations...

WHAT IS IMPORTANT TO YOU

MATERIALS

INSULATION MATERIALS

1. Extruded Polystyrene
2. Polyurethane

METAL SKINS

1. G 90 Galvanized
2. Aluminum
3. Galvalume
4. Painted G90 Galvanized
5. Stainless Steel

REFRIGERATION SYSTEMS

1. Remote Systems
2. Pre-assembled Remote Systems
3. Standard Top Mount
4. Side Mount Refrigeration System
5. Saddle Mount Refrigeration System
6. Penthouse Refrigeration System
7. Roll Up Refrigeration System

OUTDOOR APPLICATIONS

WALK-IN COOLERS AND FREEZERS WITHOUT A FLOOR

MANUFACTURER

CONCLUSION

*Cooler Connection*, the coolest blog in the Foodservice Industry, will keep you informed with the latest cooler news: new products, preventative maintenance and fix-it tips, fact versus fiction information, "heads-up" information such as new U.S. Department of Energy (DOE) rulings, cooler parts and accessories, and much more!



Walk-in cooler



5' x 7' Brew Cave





## REFRIGERATION EQUIPMENT

### Gemtron Cooler and Freezer Doors

**Tundra™** for normal-temperature environments, protects against condensation up to 72% relative humidity. DOE compliant.

Finishes: black, polished aluminum, silver satin, gold. Standard widths: 24, 26, 28, 30 and 36". Standard heights: 30, 67, 75 and 79". Custom sizes available. Standard features:

- High-efficiency, two-pane, dual-seal, heat reflective, gas filled, tempered glass, field-reversible doors
- QuikLoad hinging system has top auto engaging hold-open
- Large, customer-friendly 12-inch, front-mounted, high-impact, durable handles
- CrossFire LED lighting, 15-18 watts per door, 1600 Lux center of shelf, over 75,000 hours of performance, on board power supply, available on Tundra, Sierra, and Polar standard size models
- Frames have welded corners and mullions, pre-mounted post brackets, set-back mounting holes for easy installation, Available in 1, 2, 3, 4, and 5-door configurations. Full-flanged or continuous frames available
- Shelving: white or black Gravity Flow or Stand-A-Lone. Standard widths: 24, 26, 28, and 30". Standard depths: 24, 27, 36, and 43"

**Sierra™** for high-humidity environments, excellent visibility and guaranteed performance under the toughest conditions. *Same features as the Tundra, plus...*

- Heated glass doors
- Anti-condensate controller (proportional)
- One-piece, full-perimeter, snap-in magnetic door gasket

**Polar™** for low-temperature environments, high performance, durable construction, and exceptional energy efficiency. *Same features as the Tundra and Sierra, plus...*

- Three-pane heated doors

**Yukon™** for value-minded retailers, Yukon products offer many features typically found in higher-end door systems. 3 door options: NT (standard normal temp), NTH (high humidity normal temp), and LT (low temp).

- Yukon NT has 2 pane, heat reflective, gas filled doors
- Yukon NTH has 2 pane, heated glass, heat reflective doors
- Yukon LT has 3 pane, heated glass, heat reflective doors
- Bottom engaging hold-open
- One-piece, full-perimeter, snap-in magnetic door gasket
- T-8 lighting with proven electronic ballast



Frame finishes left to right: silver satin, black, smooth gold, polished aluminum, silver serrated and gold serrated



CrossFire LED lighting



High efficiency T-8 lighting



User-friendly, durable shelving design.



## REFRIGERATION EQUIPMENT

### Gemtron Cooler and Freezer Door Specifications and Options

	<b>Tundra™</b> (normal temp)	<b>Sierra™</b> (normal temp with heat)	<b>Polar™</b> (low temp)	<b>Yukon NT™</b> (normal temp)	<b>Yukon NTH™</b> (normal temp with heat)	<b>Yukon LT™</b> (low temp)
<b>Reversible doors</b>	Yes	Yes	Yes	No	No	No
<b>Door frame finishes</b>						
Black	Standard	Standard	Standard	Standard	Standard	Standard
Silver satin	Standard	Standard	Standard	Standard	Standard	Standard
Silver serrated	Standard	Standard	Standard	Standard	Standard	Standard
Polished aluminum	Standard	Standard	Standard	Standard	Standard	Standard
Gold smooth	Standard	Standard	Standard	Standard	Standard	Standard
Gold serrated	Standard	Standard	Standard	Standard	Standard	Standard
<b>Glass options</b>						
2-pane tempered	N/A	N/A	N/A	Standard	N/A	N/A
2-pane tempered Low E	Standard	N/A	N/A	Optional	N/A	N/A
2-pane tempered heated	N/A	Standard	N/A	N/A	Standard	N/A
3-pane tempered heated	N/A	N/A	Standard	N/A	N/A	Standard
<b>Handle options</b>						
Black aluminum	Standard	Standard	Standard	Standard	Standard	Standard
High impact plastic	Standard	Standard	Standard	Optional	Optional	Optional
Chrome	Standard	Standard	Standard	Optional	Optional	Optional
Full-length design	Optional	Optional	Optional	Optional	Optional	Optional
Factory installed lock	Optional	Optional	Optional	Optional	Optional	Optional
<b>Shelving options</b>						
White shelves	Standard	Standard	Standard	Standard	Standard	Standard
Black shelves	Standard	Standard	Standard	Optional	Optional	Optional
24" deep	Optional	Optional	Optional	Standard	Standard	Standard
27" deep	Standard	Standard	Standard	Optional	Optional	Optional
36" deep	Optional	Optional	Optional	Optional	Optional	Optional
36" deep gravity-flow	Optional	Optional	Optional	Optional	Optional	Optional
43" deep gravity-flow	Optional	Optional	Optional	Optional	Optional	Optional
Baskets	Optional	Optional	Optional	Optional	Optional	Optional
Step shelves	Optional	Optional	Optional	Optional	Optional	Optional
<b>Door features</b>						
Self-closing	Standard	Standard	Standard	Standard	Standard	Standard
One-step, adj. tension	Standard	Standard	Standard	Standard	Standard	Standard
Hold-open mounting	Top	Top	Top	Bottom	Bottom	Bottom
1-piece full perimeter gasket	Standard	Standard	Standard	Standard	Standard	Standard
Dual-seal glass pack design	Standard	Standard	Standard	Standard	Standard	Standard
Tempered glass	Standard	Standard	Standard	Standard	Standard	Standard
<b>Frame features</b>						
Welded corners and mullions	Standard	Standard	Standard	Standard	Standard	Standard
Set-back mounting holes	Standard	Standard	Standard	Standard	Standard	Standard
CrossFire LED lighting	Standard	Standard	Standard	Optional	Optional	Optional
Mounted electrical box	Standard	Standard	Standard	Standard	Standard	Standard



## REFRIGERATION EQUIPMENT

### Anthony® Cooler and Freezer Doors

**Model 101 Performance Series** fully tempered glass cooler and freezer doors provide energy efficiency and performance plus narrow door rails for maximum product visibility. Standard widths: 24, 26, 28 and 30". Standard heights: 36, 67, 75 and 79". Custom sizes available. Three styles to choose from:

- STANDARD 2-pane unheated glass and heated door rails
- ENERGY-FREE (NT) 2-pane unheated glass and rails
- ENERGY-EFFICIENT (LT) 3-pane heated glass and rail freezer doors with heat-reflective glass coating for additional energy savings

#### Standard features

- Insulated perimeter frames in black, silver or gold are designed for easy maintenance from the front of the doors
- Patented forward facing raceway
- Quick change reversible doors/reversible hinge with auto hold-open
- Anthony hinge pin for cordless power to door
- Torquemaster™ system for door sag and closing tension adjustment
- Choice of narrow 1-5/16" or wide 1-3/4" door rail
- Magnetic door gaskets for air-tight seal
- Five adjustable 27" deep, white epoxy coated shelf system with price tag molding is standard (79" doors, 7 shelves)
- Full length fluorescent light fixtures, with lamps, shields and pre-wired 120V ballasts
- Standard T-8 lighting, Optimax2 LED or ELS lighting optional
- Slimline handles standard, Soft Touch and full-length handles optional
- Matching C2000 curved glass doors available
- Keyless remote 120V electronic locks available

#### Model 401 Economy cooler and freezer door systems

- Non-reversible doors
- Narrow 1-5/16" rail for maximum viewing area
- Non-heated or heated glass
- Standard T-8 lighting
- Optional "Precision" or LED Lighting
- Variety of finishes available
- Trimline handle, full-length optional
- 24" deep white shelving
- Matching Pass-Thru doors available

#### Model 103 and 403 Pass-Thru cooler and freezer doors

- Pass-Thru doors available in all glass, solid panel, or 1/3 glass and 2/3 solid panel (gold, silver, white or black panels)
- Same features as 101 & 401, kick plate & bumper bar opt.



Full-length handle



Marquee door with custom graphics between glass



Model 101 NT



Model 401

Electronic locks work remotely without keys to lock doors. Use standard 120V power supply. Factory installed cylinder locks and P.O.M. locks available.

Torquemaster™ adjusts door closing tension and centers the door in its frame with only a regular screwdriver. Works so easily that any maintenance personnel can make adjustments in seconds.

OptiMax2 LED lighting system provides brighter merchandising while lower operating costs! LED lights love the cold, running 50,000 hours in a cooler case - and almost twice as long in a freezer. With no lamps or ballasts to replace, this system cuts maintenance costs, and offers a 5 year component warranty. Low-voltage LED lighting uses less energy, directs bright light across the shelves, and is environmentally friendly. No mercury in the bulbs, and no UV rays to degrade your products.



## REFRIGERATION EQUIPMENT

### Anthony 101 and 401 Cooler and Freezer Door Specifications and Options

	<b>101 Cooler Std</b> (2-panes, heated rails)	<b>101 Cooler NT</b> (2-panes, unheated rails)	<b>101 Freezer LT</b> (3-panes, heated glass & rails)	<b>401 Cooler</b> (2-panes, heated rails)	<b>401 Freezer</b> (3-panes, heated glass & rails)
<b>Reversible doors</b>	Yes	Yes	Yes	No	No
<b>Door frame finishes</b>					
Black	Standard	Standard	Standard	Standard	Standard
Silver smooth	Standard	Standard	Standard	Standard	Standard
Silver serrated	Standard	Standard	Standard	Standard	Standard
Gold smooth	Standard	Standard	Standard	Standard	Standard
Gold serrated	Standard	Standard	Standard	Standard	Standard
Satin silver anodized	Optional	Optional	Optional	N/A	N/A
<b>Glass options</b>					
2-pane tempered	Standard	Standard	N/A	Standard	N/A
3-pane tempered heated	N/A	N/A	Standard	N/A	Standard
Solid panel or tinted	Optional	Optional	Optional	Optional	Optional
2-pane NT heated glass	Optional	Optional	Optional	Optional	Optional
3-pane NT unheated glass	Optional	Optional	Optional	Optional	Optional
Marquee custom display	Optional	Optional	Optional	Optional	Optional
Decorator tape	Optional	Optional	Optional	Optional	Optional
<b>Handle options</b>					
Slimline black, silver, gold	Standard	Standard	Standard	Optional	Optional
Slimline chrome, satin silver	Optional	Optional	Optional	Optional	Optional
CleanGrip black, gray	Standard	Standard	Standard	N/A	N/A
SoftTouch black	Standard	Standard	Standard	N/A	N/A
Trimline silver, gold, black	N/A	N/A	N/A	Standard	Standard
Full-length handle	Optional	Optional	Optional	Optional	Optional
<b>Shelving options</b>					
White or black epoxy shelves	Standard	Standard	Standard	Standard	Standard
24" deep	Optional	Optional	Optional	Standard	Standard
27" deep	Standard	Standard	Standard	Optional	Optional
36" deep	Optional	Optional	Optional	Optional	Optional
Gravity-flow	Optional	Optional	Optional	Optional	Optional
Custom shelves	Optional	Optional	Optional	Optional	Optional
Extra shelves	Optional	Optional	Optional	Optional	Optional
<b>Lighting options</b>					
T-8 pre-wired lights	Standard	Standard	Standard	Standard	Standard
Precision T-8, normal or low temp	N/A	N/A	N/A	Optional	Optional
ELS T-8, normal or low temp	Optional	Optional	Optional	N/A	N/A
OptiMax2 LED	Optional	Optional	Optional	Optional	Optional
<b>Frame features</b>					
Perimeter frame heaters	Standard	N/A	Standard	Standard	Standard
Electronic door lock	Optional	Optional	Optional	N/A	N/A
Cylinder door lock	Optional	Optional	Optional	Optional	Optional
POM door locks	Optional	Optional	Optional	N/A	N/A
Energy controller	Optional	Optional	Optional	Optional	Optional



## REFRIGERATION EQUIPMENT



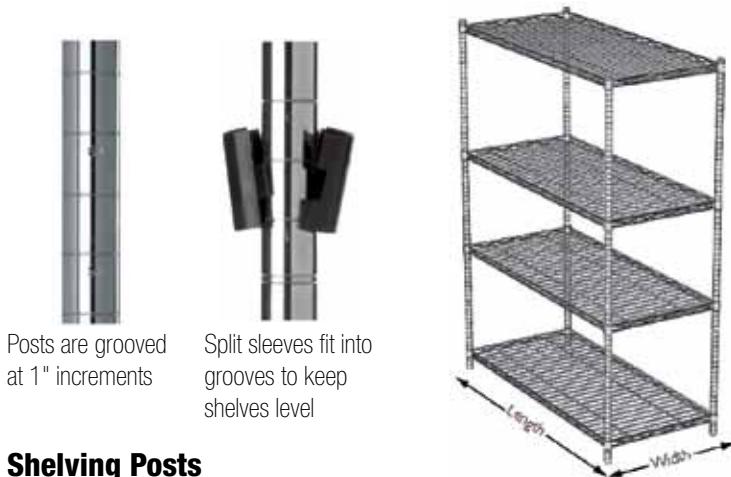
### Cooler and Freezer Shelving

For more information please visit <http://www.uscooler.com>

Wire shelving is epoxy coated for durability and pleasing appearance. Posts are grooved at 1" increments, numbered at 2" increments, and double grooved every 8" for easy identification. \*Note: for mobile post use the prefix "FGN"

Plastic split sleeves are slightly wedge-shaped and hold each corner of the shelf in its proper place on the post. Four sets (2 pieces per set) of split sleeves are needed to secure each shelf to each corner post. The appropriate number of split sleeves are included with new shelving units. Replacement split sleeves: Part # AM.

S-hooks are used to "add-on" shelving units with only two posts required. Part # 93333GN



Posts are grooved at 1" increments

Split sleeves fit into grooves to keep shelves level

### Shelving Posts

Part Number	Length"	Weight lbs.
FF1236GN	36	7
FF1248GN	48	9
FF1260GN	60	13
FF1424G	24	6
FF1430G	30	7
FF1436G	36	8
FF1442G	42	9.5

Part Number	Width"	Length"	Weight lbs.
FF1236GN	12	36	7
FF1248GN	12	48	9
FF1260GN	12	60	13
FF1424G	14	24	6
FF1430G	14	30	7
FF1436G	14	36	8
FF1442G	14	42	9.5
FF1448G	14	48	10.5
FF1460G	14	60	14
FF1472G	14	72	17
FF1824G	18	24	7
FF1830G	18	30	8
FF1836G	18	36	9.5
FF1842G	18	42	11
FF1848G	18	48	12
FF1854G	18	54	14.5
FF1860G	18	60	17
FF1872G	18	72	20
FF2124G	21	24	8
FF2130G	21	30	9
FF2136G	21	36	11
FF2142G	21	42	12
FF2148G	21	48	14
FF2154G	21	54	16
FF2160G	21	60	18
FF2172G	21	72	24
FF2424G	24	24	9
FF2430G	24	30	11
FF2436G	24	36	13
FF2442G	24	42	15
FF2448G	24	48	16
FF2454G	24	54	18
FF2460G	24	60	21
FF2472G	24	72	26

### Accessories



Part Number	93333GN	CA5SBR	AP	AF	AG	APL	AM
Description	S hook for add-ons	Caster set, includes two locking casters	Post cap	Foot plate	Non-marring floor glide	Locking post collar	Split sleeves, set of four

Advanced Beverage Solutions • Ph: 877-814-2271 • Fax: 847-524-1710 • E-mail: [abscs@absone.com](mailto:abscs@absone.com) • Visit us online at [www.absone.com](http://www.absone.com)



## REFRIGERATION EQUIPMENT



### Refrigeration Compressors

Tecumseh hermetically sealed compressors work quietly and reliably, use R-134A refrigerant, and come with a 20 month warranty.

Constantly striving toward more efficient use of energy, Embraco compressors use only half of the energy compared to models delivering the same refrigeration capacity two decades ago. *Consumer Reports Magazine* ranked freezers and refrigerators with Embraco compressors as the quietest and most energy efficient in various categories.

Tecumseh		Gas			Package	
Part Number	Size	R-12	R-134a	R-404	Boxed	Bulk
AE530AR718A2	1/5 HP		X			X
AE540AT736A4	1/4 HP		X			X
AE234AL602A4	1/3 HP	X			X	
AE630AR717A4	1/3 HP		X			X
AK168AJ032B4	1/2 HP		X			X
AK169AT041A4	Super 1/2 HP		X			X
AK170AT030B6	3/4 HP			X		X



AE compressor



AK compressor



FF12BX compressor



Condenser fan motor

Embraco	1/4 HP		1/3 HP		1/2 HP	
	R-12	R-134a	R-12	R-134a	R-12	R-134a
Low Start Torque	FF10BK	FF10HBK	FF112BK	FF112HBK		
High Torque with Start Capacitor	FF10BX	FF10HBX	FF112BX	FF112HBX		
Aspera	1/4 HP		1/3 HP		1/2 HP	
	R-12	R-134a	R-12	R-134a	R-12	R-134a
Low Start Torque	E5170A	E5170Z	E6187A	E5187Z	T6213A	T6213Z
High Torque with Start Capacitor	E6170A	E6170Z	E5187A	E6187Z	T6215A	T6215Z

### Condenser Fan Motors

Part Number	HP	Volts	RPM	Amps	Rotation	Motor Width"	Shaft Dia. x L"	Wt. Each	Replaces
5211	4W	115VAC	1550	0.27	CW	2 1/2"	1/4 x .375	2.2 lbs	NRP: NRP5211, GE: 5KSP51AL511, GRANGER: 3M275, EMERSON: RF115, CPC: MTG5211, MARS: D5211, STEVECO: S5211
5212	4W	115VAC	1550	0.27	CCW	2 1/2"	1/4 x .375	2.2 lbs	NRP: NRP5212, GE: 5KSP51AL513, GRANGER: 3M274, CPC: MTG5212, MARS: D5212, STEVECO: S5212
5311	6W	115VAC	1550	0.40	CW	2 1/2"	1/4 x .375	3.3 lbs	NRP: NRP5311, GE: 5KSP51CL501, GRANGER: 3M630, EMERSON: RF117, CPC: MTG5311, MARS: D5311, STEVECO: S5311
5312	6W	115VAC	1550	0.40	CCW	2 1/2"	1/4 x .375	3.3 lbs	NRP: NRP5312, GE: 5KSP51CL502, GRANGER: 3M269, EMERSON: RF116, CPC: MTG5312, MARS: D5312, STEVECO: S5312
800402	9W	115VAC	1550	0.50	CW	3"	1/4 x .375	3.3 lbs	NRP: NRP5411, GE: 5KSP51ECL551, GRANGER: 3M285, EMERSON: RF08, CPC: MTG5411, MARS: D5411, STEVECO: S5411
5412	9W	115VAC	1550	0.50	CCW	3"	1/4 x .375	3.3 lbs	NRP: NRP5412, GE: 5KSP51ECL553, GRANGER: 3M284, EMERSON: RF118, CPC: MTG5412, MARS: D5412, STEVECO: S5412
5811	16W	115VAC	1550	1.00	CW	3 1/4"	1/4 x .375	4.0 lbs	NRP: NRP5811, GE: 5KSP51AL513, GRANGER: 3M274, CPC: MTG5212, MARS: D5212, STEVECO: S5212
5812	16W	115VAC	1550	1.00	CCW	3 1/4"	1/4 x .375	4.0 lbs	NRP: NRP5812, GE: 5KSP51GL583, GRANGER: 3M475, EMERSON: RF111, CPC: MTG5812, MARS: D5812, STEVECO: S5812



## REFRIGERATION EQUIPMENT



### OEM Cooler and Vending Replacement Parts

Part Number	Description	Model	Dimensions"	Brand
<b>TRUE REPLACEMENT PARTS</b>				
874094	Flat shelf white wire, top	GDM-07	19-11/16 x 18	True
874083	Flat shelf white wire, bottom	GDM-07	19-11/16 x 12-1/2	True
875357	Flat shelf white wire	GDM-10/10RF/12/12LE/12RF/15	20-5/8 x 17-1/2	True
875368	Flat shelf white wire	GDM-14	20-7/8 x 16-1/4	True
874091	Flat shelf white wire, no-notch	GDM-23 IDL/23HL/23RF	22-9/16 x 24	True
871750	Flat shelf white wire, non-IDL, right hinge notched	GDM-23	22-9/16 x 24	True
871751	Flat shelf white wire, no-notch	GDM-23A	22-9/16 x 23-1/8	True
871752	Flat shelf white wire, no-notch	GDM-26 IDL/26HL/26RF	25-11/16 x 23-1/4	True
871749	Flat shelf white wire, non-IDL, right hinge notched	GDM-26	25-11/16 x 24	True
875374	Flat shelf white wire	GDM-33/33C	17-1/4 x 21-1/8	True
874063	Flat shelf white wire	GDM-33C-PT/33CPT-54	34-3/8 x 17-7/8	True
874099	Flat shelf white wire	GDM-33SSL-54	17-1/4 x 21-1/8	True
874090	Flat shelf white wire	GDM-33SL-60	35-1/4 x 14-3/4	True
875340	Flat shelf white wire	GDM-35SLRF	35-1/4 x 23-3/8	True
875341	Flat shelf white wire	GDM-37/37HL	19 x 20-9/16	True
875342	Flat shelf white wire	GDM-41/41C	20-5/8 x 20-9/16	True
874044	Flat shelf white wire	GDM-41SL	20-7/8 x 16-1/4	True
874070	Flat shelf white wire	GDM-41SL-54/41SL-60	20-7/8 x 14-3/4	True
875343	Flat shelf white wire	GDM-45	22-15/16 x 20-9/16	True
875344	Flat shelf white wire	GDM-47	24-7/16 x 20-9/16	True
874089	Flat shelf white wire, IDL, no-notch	GDM-49/49RF	24-9/16 x 22-1/8	True
874092	Flat shelf white wire, non-IDL, notched	GDM-49/49RF	24-9/16 x 23-1/2	True
875345	Flat shelf white wire	GDM-69	23-7/8 x 20-9/16	True
875300	Flat shelf white wire, IDL, no-notch	GDM-72	24-1/4 x 22-1/8	True
875289	Welded wire shelf with cage and plastic glide mats, complete	GDM-10/12	20-5/8 x 17-1/2	True
876261	Welded wire shelf with cage and plastic glide mats, complete	GDM-14	25-11/16 x 20-1/2	True
879254	Welded wire shelf with cage and plastic glide mats, complete	GDM-14SL	25-3/4 x 12-3/8	True
876202	Welded wire shelf with cage and plastic glide mats, complete	GDM-23	22-9/16 x 23-1/4	True
876203	Welded wire shelf with cage and plastic glide mats, complete	GDM-26 no-notch	25-11/16 x 23-1/4	True
875221	Welded wire shelf with cage and plastic glide mats, complete	GDM-26 notched	25-11/16 x 24	True
876259	Welded wire shelf with cage and plastic glide mats, complete	GDM-33/35	17-1/8 x 21-1/8	True
873983	Welded wire shelf with cage and plastic glide mats, complete	GDM-33CPT	34-3/8 x 17-5/8	True
875284	Welded wire shelf with cage and plastic glide mats, complete	GDM-33SSL-54	31-3/4 x 12-3/8	True
874939	Welded wire shelf with cage and plastic glide mats, complete	GDM-33SL-60	35-1/4 x 14-3/4	True
876228	Welded wire shelf with cage and plastic glide mats, complete	GDM-35SLRF	35-1/4 x 15-1/4	True
876206	Welded wire shelf with cage and plastic glide mats, complete	GDM-37	19 x 20-9/16	True
876207	Welded wire shelf with cage and plastic glide mats, complete	GDM-41/43	20-7/8 x 20-9/16	True
875243	Welded wire shelf with cage and plastic glide mats, complete	GDM-41SL	20-7/8 x 16-1/4	True
873987	Welded wire shelf with cage and plastic glide mats, complete	GDM-41SL-54/60	20-7/8 x 14-3/4	True
878789	Welded wire shelf with cage and plastic glide mats, complete	GDM-41C-48	21-1/2 x 17-1/2	True
875277	Welded wire shelf with cage and plastic glide mats, complete	GDM-41CPT-48	20-7/8 x 17-7/8	True
876208	Welded wire shelf with cage and plastic glide mats, complete	GDM-45	22-15/16 x 20-9/16	True

Advanced Beverage Solutions • Ph: 877-814-2271 • Fax: 847-524-1710 • E-mail: absocs@absone.com • Visit us online at [www.absone.com](http://www.absone.com)



## REFRIGERATION EQUIPMENT



### OEM Cooler and Vending Replacement Parts

Part Number	Description	Model	Dimensions"	Brand
<b>TRUE REPLACEMENT PARTS</b>				
876209	Welded wire shelf with cage and plastic glide mats, complete	GDM-47	24 7/16 X 20 9/16	True
876213	Welded wire shelf with cage and plastic glide mats, complete	GDM-49	24 9/16 X 22 1/8	True
876211	Welded wire shelf with cage and plastic glide mats, complete	GDM-69	23 7/8 X 20 9/16	True
876212	Welded wire shelf with cage and plastic glide mats, complete	GDM-72	24-1/4 X 22-1/8	True
WBGDM10/12P	WB-Slide, replacement glide mats for True	GDM-10/12	18.5 X 16.5/FA	True
WBGDM14P	WB-Slide, replacement glide mats for True	GDM-14	23.75 X 19.5/FA	True
WBGDM23P	WB-Slide, replacement glide mats for True	GDM-23	20.5 X 22.5/FA	True
WBGDM26P	WB-Slide, replacement glide mats for True	GDM-26	24 X 22.5	True
WBGDM33/35P	WB-Slide, replacement glide mats for True	GDM-33/35 IDL	17.5 X 14-.25	True
WBGDM33CPTLP	WB-Slide, replacement glide mats for True	GDM-33-CPT left	14.75 X 17/FA	True
WBGDM33CPTRP	WB-Slide, replacement glide mats for True	GDM-33CPT right	17.75 X 17/FA	True
WBGDM33SSL/54RP	WB-Slide, replacement glide mats for True	GDM-33SSL-54 right	15.0 X 11.5/FA	True
WBGDM33SSL54LP	WB-Slide, replacement glide mats for True	GDM-33SSL-54 left	15.0 X 11.5 /FA	True
WBGDM33SL60LP	WB-Slide, replacement glide mats for True	GDM-33SL-60 left	11.84 X 13.75/FA	True
WBGDM33SL60RP	WB-Slide, replacement glide mats for True	GDM-33SL-60 right	21.41 X 13.75/FA	True
WBGDM35SLRFLP	WB-Slide, replacement glide mats for True	GDM-35SL-RF left	16.25 X 14.25/FA	True
WBGDM35SLRFRP	WB-Slide, replacement glide mats for True	GDM-35SL-RF right	17.5 X 14.25/FA	True
WBGDM37P	WB-Slide, replacement glide mats for True	GDM-37	17.5 X 19.75	True
WBGDM41P	WB-Slide, replacement glide mats for True	GDM-41	18.75 X 19.63	True
WBGDM41SLP	WB-Slide, replacement glide mats for True	GDM-41SL	20-7/8 X 16.25	True
WBGDM41SL54/60P	WB-Slide, replacement glide mats for True	GDM-41SL-54/60	18.38 X 14/FA	True
WBGDM41C48P	WB-Slide, replacement glide mats for True	GDM-41C-48	20.25 X 16.88	True
WBGDM45P	WB-Slide, replacement glide mats for True	GDM-45	21.25 X 19.75	True
WBGDM47P	WB-Slide, replacement glide mats for True	GDM-47	21.56 X 19.75	True
WBGDM49P	WB-Slide, replacement glide mats for True	GDM-49	23.25 X 21.13	True
WBGDM69P	WB-Slide, replacement glide mats for True	GDM-69	21.5 X 19.63	True
WBGDM72P	WB-Slide, replacement glide mats for True	GDM-72	21.5 X 21.13	True
871322	Sign frame assembly, black	GDM-26/26HL		True
871340	Sign frame end, black		8-3/4	True
871363	End cap, bow front			True
810230	Evaporation drain pan (small)	GDM-12/22/23/26	21 5/8 x 7	True
810446	Evaporation drain pan (medium)	GDM-33/41	15.625 x 12.625	True
810231	Evaporation drain pan (large)		25.25 x 12.375	True
	True cooler stand, gas island	GDM-33CPT54		True
810862	Door gasket, magnetic	GDM-19/23	25-1/8 x 54-1/8	True
810804	Door gasket	GDM-26		True
810804	Gasket, True, black	GDM-26	28-1/8 x 54-1/8	True
810803	Gasket, swing door, magnetic	GDM-49		True
879352	Grill, black, right hinged doors	GDM-23, 23HL		True
879355	Grill assembly, black, right hinged doors	GDM-26RH, 26HL		True
812022	Grill end, plastic, black	GDM-33	8-1/2	True
879378	Grill assembly	GDM45, 45HL		True



## REFRIGERATION EQUIPMENT



### OEM Cooler and Vending Replacement Parts

Part Number	Description	Model	Dimensions"	Brand
<b>TRUE REPLACEMENT PARTS</b>				
830275	Threaded stem caster, set of 4	GDM-33SSL	1/2- 13 x 1	True
WBC872010	Caster set of 2 powder coated black 4" casters with a 27" frame, includes one 880746 frame with two welded casters (one with brake, one without), 2 sets required per assembly	GDM-23 and GDM-26		
872005	Leg leveler, raw, 3324 chromed FT hex head		3/8-16 x 1.5 thread FT	True
872050	Leg leveler, raw, 4424 chromed FT hex head		1/2-13 x 1.5 thread FT	True
11251871	Side panel left	GDM-10		True
11251881	Side panel right	GDM-10		True
1125187	Side panel left	GDM-12		True
1125188	Side panel right	GDM-12		True
11251872	Side panel left	GDM-23/26		True
11251882	Side panel right	GDM-23/26		True
1125545	Side panel left	GDM-33CPT		True
11251901	Side panel left	GDM-41SL60		True
1125190	Side panel right	GDM-41SL60		True
11251902	Side panel right	GDM-45/47/69		True
11251903	Side panel left	GDM-45/47/69		True
872514	Door channel bottom	GDM-37	39-13/16	True
872512	Door channel bottom			True
872513	Door channel bottom			True
872511	Door channel bottom	GDM-47		True
872510	Door channel bottom	GDM-69	74-1/2in	True
<b>BEVERAGE-AIR REPLACEMENT PARTS</b>				
61C31138A01	Curvflow organizers (4 unit)	MT-10,12,14,19	18-3/4 x 20-1/4	Bev-Air
61C31160A01	Curvflow organizers (5 unit)	MT-23, 45, 66	23-3/4 x 21-1/2	Bev-Air
61C31193A01	Curvflow organizers (5 unit), horizontal	MT-27	26 x 26-7/8	Bev-Air
61C3114901	Curvflow organizers (5 unit)	MT-33, 35	17 x 21-1/2	Bev-Air
61C31151A01	Curvflow organizers (5 unit)	MT-38	19 x 21-1/2	Bev-Air
61C31153A01	Curvflow organizers (5 unit), no notch	MT-49HL, 72HL	23-1/4 x 24-3/8	Bev-Air
61C31186A01	Curvflow organizers (3 unit)	MM-14	32-1/4 x 15-3/4	Bev-Air
WB706116D01	WB-Slide, replacement glide mats for Beverage-Air	BZ-16 left	15.75 x 17.88/FA	Bev-Air
WB706117D01	WB-Slide, replacement glide mats for Beverage-Air	BZ-16 right	15.75 x 17.88/FA	Bev-Air
WB706180D01	WB-Slide, replacement glide mats for Beverage-Air	BZ-13	25.63 x 20.69/FA	Bev-Air
WB706094C	WB-Slide, replacement glide mats for Beverage-Air	MT-10,12	19.63 x 17.75/FA	Bev-Air
WB706095C	WB-Slide, replacement glide mats for Beverage-Air	MT-15,17	15.56 x 16.75/FA	Bev-Air
WB706096C	WB-Slide, replacement glide mats for Beverage-Air	MT-18, 21, 23, 45, 66, 72	22.63 x 20.5/FA	Bev-Air
WB706097C	WB-Slide, replacement glide mats for Beverage-Air	MT-27 horizontal	25.38 x 25.88/FA	Bev-Air
WB706098C	WB-Slide, replacement glide mats for Beverage-Air	MT-27 vertical	25.38 x 23.38/FA	Bev-Air
WB706099C	WB-Slide, replacement glide mats for Beverage-Air	MT-33	16.38 x 20.5/FA	Bev-Air
WB706100C	WB-Slide, replacement glide mats for Beverage-Air	MT-38	18.13 x 20.5/FA	Bev-Air
WB706101C	WB-Slide, replacement glide mats for Beverage-Air	MT-49, 72	22.63 x 23.38/FA	Bev-Air
WB706102C	WB-Slide, replacement glide mats for Beverage-Air	MM-22	20.5 x 14.25/FA	Bev-Air
WB706093C	WB-Slide, replacement glide mats for Beverage-Air	MM-14	15.56 x 14.75/FA/L	Bev-Air

Advanced Beverage Solutions • Ph: 877-814-2271 • Fax: 847-524-1710 • E-mail: absocs@absone.com • Visit us online at [www.absone.com](http://www.absone.com)



## REFRIGERATION EQUIPMENT



### OEM Cooler and Vending Replacement Parts

Part Number	Description	Model	Dimensions"	Brand
<b>BEVERAGEAIR REPLACEMENT PARTS</b>				
703444A rev C	Condensate soaker CF-SE 2001	All	2.5 x 6.75	Bev-Air
703782A rev B	Condensate soaker	All	2.5 x 5.5	Bev-Air
702307C05*	End shield	BZ-16		Bev-Air
706090D	Side shield	BZ-16		Bev-Air
706091D	Front shield	BZ-16		Bev-Air
706116D01	Glide mat LH	BZ-16		Bev-Air
706117D01	Glide mat RH	BZ-16		Bev-Air
44B31258D08	Replacement grill, red	BZ-16		Bev-Air
706163D01	Side shield	BZ-13		Bev-Air
706164D01	Front shield	BZ-13		Bev-Air
706196001	Door handle, handle pocket cooler RFB	MM-14		Bev-Air
712013C10	Door gasket	MT-10		Bev-Air
712013C01	Door gasket	MT-12	21-1/4 x 49-1/16	Bev-Air
712013C06	Door gasket	MM-14		Bev-Air
712013C03	Door gasket	MM/MT-27	29-1/4 x 55-1/4	Bev-Air
703814B	Door gasket, magnetic	MT-38, 45, 66		Bev-Air
703971C05	Door gasket, top	MT-45		Bev-Air
404231CDD	Door gasket	MT-49		Bev-Air
712013C04	Door gasket, new	MT-72		Bev-Air
44B31216C	Grill, front, lift off	MT-10, 12, 14		Bev-Air
44A11663C03	Grill bracket, RH/LH	BZ-16		Bev-Air
40B48061D02	Black swing door, right hand	MT-10	23.25 x 42	Bev-Air
40B48062D02	Black swing door, right hand	MT-12	23.25 x 51	Bev-Air
40B48S063D03	Black swing door, right hand	MT-27	29-1/8 x 55-1/16	Bev-Air
40B48S063D006	Black swing door, right hand	MT-49	25-71/16 x 55-1/16	Bev-Air
WBMT12L	Side panel left	MT-12		Bev-Air
WBMT12R	Side panel right	MT-12		Bev-Air
WBMT21L	Side panel left	MT-21		Bev-Air
WBMT21R	Side panel right	MT-21		Bev-Air
WBMT27L	Side panel left	MT-27		Bev-Air
WBMT27R	Side panel right	MT-27		Bev-Air
WBMT33L	Side panel left	MT-33		Bev-Air
WBMT33R	Side panel right	MT-33		Bev-Air
WBMT38L	Side panel left	MT-38		Bev-Air
WBMT38R	Side panel right	MT-38		Bev-Air
WBMT45L	Side panel left	MT-45		Bev-Air
WBMT45R	Side panel right	MT45		BevAir
<b>VENDO REPLACEMENT PARTS</b>				
388125B	Sign trim, LH AB73.5"			Vendo
10845382	Sign trim, RH VMax 540 72"			Vendo
10845383	Sign trim, RH VMax 630 79"			Vendo
1059902	Leg leveler, solid hex head chrome		1/213 x 2	Vendo



## REFRIGERATION EQUIPMENT



### OEM Cooler and Vending Replacement Parts

Part Number	Description	Model	Dimensions"	Brand
<b>VENDO REPLACEMENT PARTS</b>				
1054087	Side panel latch V-MAX		79"	Vendo
11236872	Side panel CMV latch V-MAX		72"	Vendo
11236873	Side panel CMV latch V-MAX		79"	Vendo
1123687	Side panel latch V-MAX		72"	Vendo
11236881	Side panel hinge V-MAX		79"	Vendo
1123688	Side panel hinge V-MAX		72"	Vendo
11236901	Side panel UN12 latch VN-511/601		79"	Vendo
1123690	Side panel UN12 latch VN-511/691		72"	Vendo
11236911	Side panel UN12 hinge VN-511/601		79"	Vendo
1123691	Side panel UN12 hinge VN-511/601		72"	Vendo
11239201	Back panel cabinet, all 79"		79"	Vendo
11239202	Back panel narrow cabinet, all 72"		72"	Vendo
1123920	Back panel cabinet, all 72"		72"	Vendo
1122577	Vendo plug bracket			Vendo
1122251	New style power cord (main power harness) IEC 320 male pigtail connector, mountable, UL recognized wire harness			Vendo
10873384	Old style power cord (main power harness) with IEC 320 male pigtail connector, mountable, UL recognized wire harness, replaces PBG# 570110			Vendo
172882 (replaces 80491728021/ 80491726001)	Power cord extension, 16/3 SJTOW 13 Amp 125V NEMA 5-15P one end and IEC 320 female other	Fits both new and old style Dixie Narco machines		Vendo/ Dixie Narco
1074465	Shim, flat, Uni2			Vendo
<b>DIXIE NARCO REPLACEMENT PARTS</b>				
11245814	Back panel cabinet	DN601E	79"	Dixie Narco
11245816	Back panel cabinet	DN501E	72"	Dixie Narco
11245817	Back panel cabinet	DN368	72"	Dixie Narco
11245818	Back panel cabinet	DN440	79"	Dixie Narco
11249961	Side panel latch	DN501E	72"	Dixie Narco
11249962	Side panel latch	DN440	72"	Dixie Narco
11249963	Side panel latch	DN368	72"	Dixie Narco
1124996	Side panel latch	DN601E	79"	Dixie Narco
11251211	Side panel hinge	DN501E	72"	Dixie Narco
11251212	Side panel hinge	DN440	72"	Dixie Narco
11251213	Side panel hinge	DN368	72"	Dixie Narco
1125121	Side panel hinge	DN601E	79"	Dixie Narco
80190334001	Air dam, small			Dixie Narco
90050204071	Leveling leg, solid hex head chrome, 2-5/8" overall		1/2-13 x 2-5/16 thread	Dixie Narco
90050249091	Leveling leg, solid hex head yellow, 2-1/2" overall		5/8 x 1.5 thread	Dixie Narco
90580069041	Soaker for condensate, fiberglass		3 x 4	Dixie Narco
80491096041	LED display board, 14 SEG			Dixie Narco
	Vending security enclosure	Dixie368, Royal 660/390/804/462		Dixie/Royal

Advanced Beverage Solutions • Ph: 877-814-2271 • Fax: 847-524-1710 • E-mail: absocs@absone.com • Visit us online at [www.absone.com](http://www.absone.com)



## REFRIGERATION EQUIPMENT



### OEM Cooler and Vending Replacement Parts

Part Number	Description	Model	Dimensions"	Brand
<b>DIXIE NARCO REPLACEMENT PARTS</b>				
172882 (replaces 80491728021/80491726001)	Power cord extension, 16/3 SJTOW 13 Amp 125V NEMA 5-15P one end and IEC 320 female other	Fits both new and old style Dixie Narco machines		Vendo/ Dixie Narco
80490222121	Universal main power harness (fits old and new style Dixie Machines) with pigtail cord for use with modular cord (part number 68380) UL recognized wire harness			Dixie Narco
43205078033	Cover, Jones wire plug			Dixie Narco
16515000153	Vandal panel, large	501E		Dixie Narco
16500004119	Reverse vandal panel, 72"		72	Dixie Narco
16500004173	Cabinet guard, 72"		72	Dixie Narco
61001014023	Reverse vandal panel, 79"		79	Dixie Narco
1641503317	Protective plate, 79"	600E	79	Dixie Narco
80180967041	Trim sign face	501E	69.125	Dixie Narco
	Trim sign face		76-7/16	Dixie Narco
WB-C058160	Caster base, powder coated black, elongated holes for easy installation, 2 080-3UM swivel 3" phenolic wheel caster with thumbscrew brake, one w/o brake, 2 required/assy.	Royal 390 376 Dixie Narco 276 368		Dixie Narco/ Royal
<b>ROYAL REPLACEMENT PARTS</b>				
1209260001	Royal 550 side, right skin	550		Royal
352211	Royal 660 back skin	660		Royal
352209	Royal 660 side, left skin	660		Royal
352210	Royal 660 side, right skin	660		Royal
352214	Royal 804 back skin	804		Royal
352212	Royal 804 side, left hinge skin	804	79"	Royal
352213	Royal 804 side, right latch skin	804	79"	Royal
11001	Vandal panel, LH Royal 660 72" black	660	72"	Royal
11002	Vandal panel, RH Royal 660 72" black	660	72"	Royal
10222	Vandal panel, LH Royal 804 79" black	804	79"	Royal
12122	Vandal panel, RH Royal 804 79" black	804	79"	Royal
	Vandal box panel, Validator			Royal
	Vending security enclosure	Royal 660/390/804/462, Dixie368		Royal/Dixie
842005131	Royal main wire harness to fit G3 & Merlin 842503M	G3		Royal
842503M1	Cord to fit Royal G3 & Merlin wire harness 842503M-1	G3		Royal
WB2011818800	Caster base, powder coated black, elongated holes for easy installation, 2 080-3UM swivel 3" phenolic wheel caster with thumbscrew brake, one w/o brake, 2 required/assy.	660/550/804		Royal
WBC058160	Caster base, powder coated black, elongated holes for easy installation, 2 080-3UM swivel 3" phenolic wheel caster with thumbscrew brake, one w/o brake, 2 required/assy.	Royal 390/376, Dixie Narco 276/368		Royal/Dixie Narco
201185	Royal universal caster set			Royal
803002	Leg Leveler 5/8 x 2.5 Solid Hex Head Chrome Leg Leveler - Raw - 1/2-13 x 3 Thread FT-4448 Chromed			Royal



## REFRIGERATION EQUIPMENT



### OEM Cooler and Vending Replacement Parts

Part Number	Description	Model	Dimensions"	Brand
<b>HABCO REPLACEMENT PARTS</b>				
C063642	Flat shelf white wire	ESM-6/10/12	18 x 19 - 1/2	Habco
C064045	Flat shelf white wire	ESM-28	26-1/8 x 22	Habco
C063917	Flat shelf white wire	ESM-28	26-1/4 x 24-1/2	Habco
C064020	Flat shelf white wire	ESM-42	20-1/2 x 21-1/4	Habco
<b>QBD REPLACEMENT PARTS</b>				
470200154	Flat shelf white wire	DC-07	18-9/16 X 18	
470200105	Flat shelf white wire	DC-10-12	17.5X 21-3/8	
470200064	Flat shelf white wire	DC-22	24 X 21.5	
470200003	Flat shelf white wire	DC-30		
470200131	Flat shelf white wire	DC-45		
<b>UNIVERSAL REPLACEMENT PARTS</b>				
831600	Shelf clip for wire shelves	All		All
1FD91	Cooler power cord, 14/3 SJTOW with NEMA 5-15P 125V 13 Amp UL	All	11'	All
21/21365311/213 A1	Threaded stem caster, two with brake, two without, capacity 400 lbs/caster, 2-1/2" diameter polyolefin wheel with 2" tread and roller bearing-stem	All	1/2-13 x 1-1/2"	All
BPSGFC10IL	Ground fault circuit interupttor -UL approved, fits all vending machines	All		All

TempGuard® SafeTemp® and EverCheck® are registered trademarks of Hoshizaki America, Inc., Peachtree City, Georgia.

U.S. Cooler Company, is a division of Craig Industries, Quincy, Illinois.

Gemtron® Tundra™ Sierra™ Polar™ and Yukon™ are trademarks of SCHOTT Gemtron, Sweetwater, Tennessee.

Anthony® Torquemaster™ and OptiMax2™ are trademarks of Anthony International, Sylmar, California.

True® is a registered trademark of True Manufacturing Company, O'Fallon, Missouri.

Beverage-Air® is a registered trademark of Beverage-Air Corporation, Spartanburg, South Carolina.

Vendo® is a registered trademark of SandenVendo America, Inc., Dallas, Texas.

Dixie Narco® is a registered trademark of Dixie Narco Inc., Williston, South Carolina.

Royal® is a registered trademark of Royal Vendors Inc., Kearneysville, West Virginia.

Habco® is a registered trademark of Habco Beverage Systems Inc., Toronto, Ontario, Canada.

QBD® is a registered trademark of QBD Modular Systems Inc., Brampton, Ontario, Canada.

ENERGY STAR is a joint program of the U.S. Environmental Protection Agency and the U.S. Department of Energy helping us all save money and protect the environment through energy efficient products and practices.